

Adjustable Wall Pack



Technical Specifications

Model No.:	AST-AWP01B-30WB1JYHB DC1-BRPW30/40/50	AST-AWP01B-50WB1JYHB DC1-BRPW30/40/50	AST-AWP01B-80WB1JYHB DC1-BRPW30/40/50
Input Power	30W/20W/15W Adjustable	50W/40W/30W Adjustable	80W/70W/65W Adjustable
Lumens	3600-4050LM	6200-6750LM	9600-10800LM
Efficiency	120-135LM/W		
Lighting Distribution	90*110 Degree		
Input Voltage	120-347V		
CCT	3000K/4000K/5000K adjustable		
CRI	>70		
Adjustable Angle	0-90°		
THD	<%20		
Surge Protection	L-N : 4KV L/N-PE: 6KV		
Additional Function	0-10V Dimming / Power Adjustable / CCT adjustable / Photocell		
Certification	UL / cUL / DLC Premium		
IP Rating	IP65		
IK Rating	IK08		
Product Finishing	Bronze		
Housing Material	Die-Cast Aluminium		
Lens	Polycarbonate Lense		
Life Time	50/000 Hours		
Operating Temperature	-40°F to 122°F		
Storage Temp	-40°F to 176°F		
Installation	Junction box		
Warranty	5 Years Limited		

Description:

VOTATEC's LED adjustable wall packs provide die-casting aluminium alloy heat sink. Adjustable direction can be available from 0-90 degree, so forward throw illumination can be precisely aimed. This is an ideal commercial outdoor fixture for buildings, and easily replace to any wall packs light, no matter full cut-off wall packs or semi cut-off wall packs.



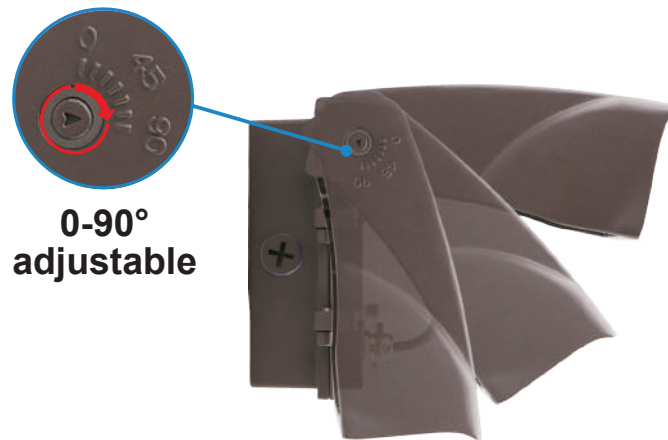
Optional Features

- Up to 135lm/W.
- Easy installation.
- Wet location rated IP65.
- UL/cUL/DLC Premium listed.
- Durable die-casting aluminum housing.
- UV-resistant polycarbonate refractor lens.

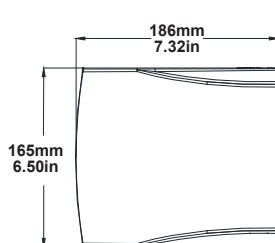
Applications

Building facade, commercial, industrial, retail, hospitality buildings that demand long service life and low maintenance. All application where could be applied to full cut-off wall pack light and semi cut-off wall pack light.

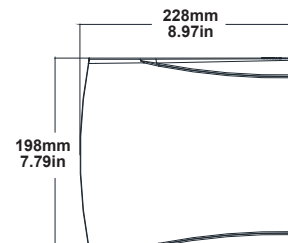
Features



Dimensions



30W



50W/80W